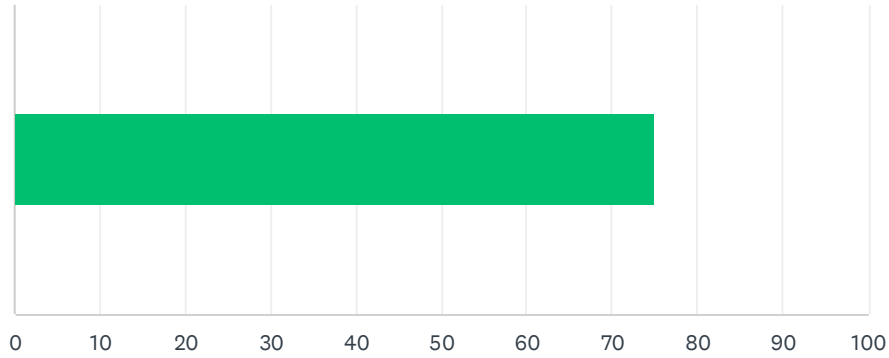


Q1 Please use the slider below to rate how much you agree or disagree with the draft Vision.

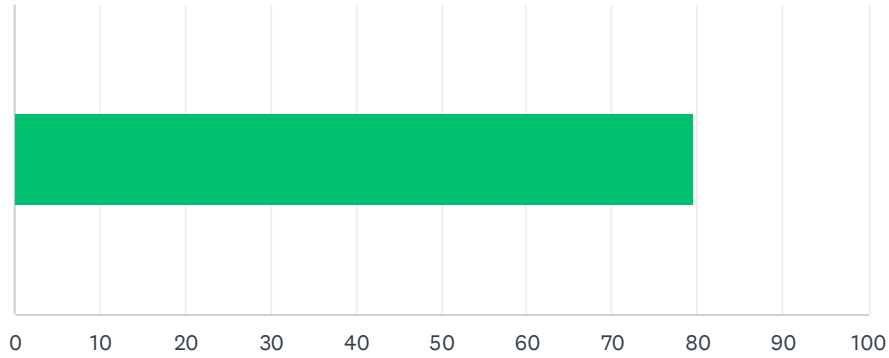
Answered: 49 Skipped: 5



ANSWER CHOICES	AVERAGE NUMBER	TOTAL NUMBER	RESPONSES
	75	3,681	49
Total Respondents: 49			

Q2 Please use the slider below to rate how much you agree or disagree with the draft Goals

Answered: 50 Skipped: 4



ANSWER CHOICES	AVERAGE NUMBER	TOTAL NUMBER	RESPONSES
	80	3,975	50
Total Respondents: 50			

Q3 Please briefly explain your rating for the goals

Answered: 37 Skipped: 17

Q4 Briefly, how would you describe this area and how it enhances or detracts from the community? Please limit answers to no more than 5 words for each entry.

Answered: 42 Skipped: 12

ANSWER CHOICES	RESPONSES	
-	100.00%	42
-	83.33%	35
-	59.52%	25

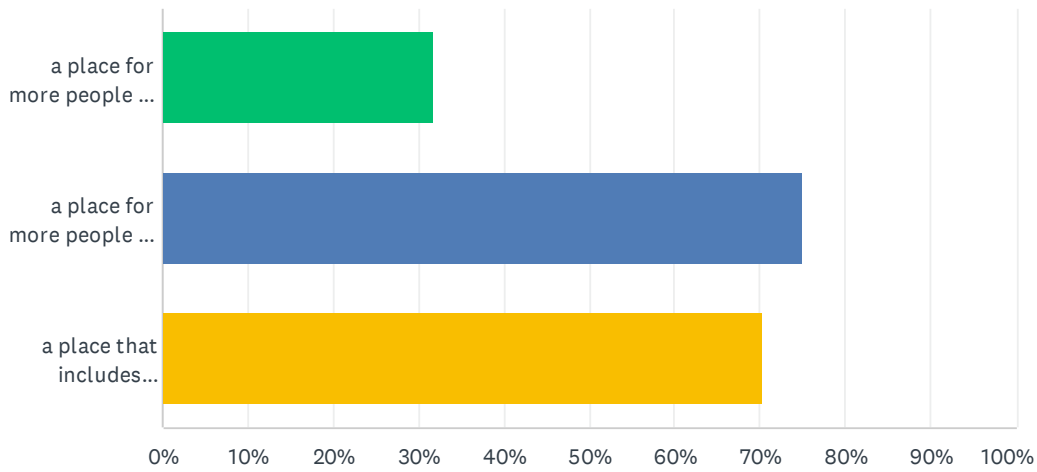
Q5 What, if anything, is special about the buildings, public spaces, natural environment, or community life in this area? Please limit answers to no more than 5 words for each entry.

Answered: 31 Skipped: 23

ANSWER CHOICES	RESPONSES	
-	100.00%	31
-	54.84%	17
-	38.71%	12

Q6 In the future, this area should be... (select all that apply)

Answered: 44 Skipped: 10



ANSWER CHOICES	RESPONSES	
a place for more people to live.	31.82%	14
a place for more people to work, shop, or run errands.	75.00%	33
a place that includes opportunities to play, recreate, or gather.	70.45%	31
Total Respondents: 44		

Q7 What is your “big idea” or vision for the future of this area? Please limit answers to no more than 50 words.

Answered: 29 Skipped: 25

Q8 Briefly, how would you describe this area and how it enhances or detracts from the community? Please limit answers to no more than 5 words for each entry.

Answered: 38 Skipped: 16

ANSWER CHOICES	RESPONSES	
-	97.37%	37
-	63.16%	24
-	36.84%	14

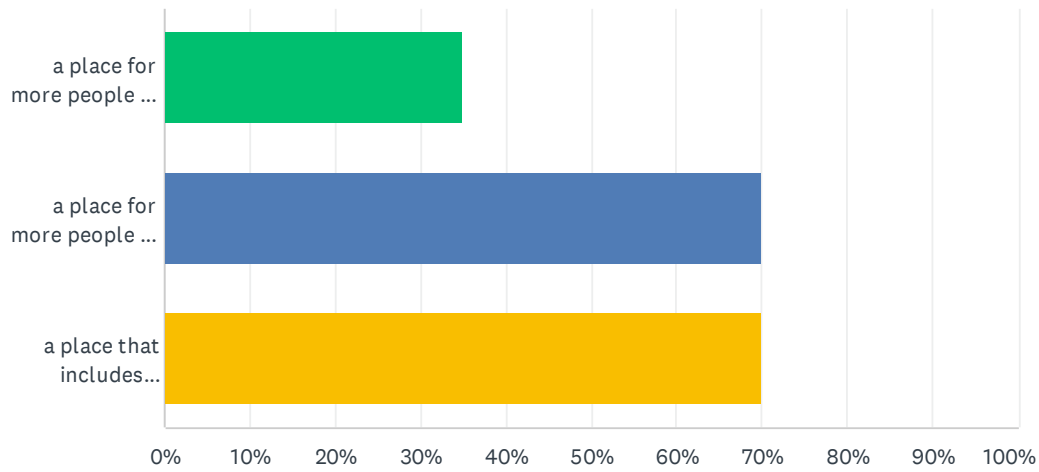
Q9 What, if anything, is special about the buildings, public spaces, natural environment, or community life in this area? Please limit answers to no more than 5 words for each entry.

Answered: 25 Skipped: 29

ANSWER CHOICES	RESPONSES	
-	100.00%	25
-	44.00%	11
-	32.00%	8

Q10 In the future, this area should be... (select all that apply)

Answered: 40 Skipped: 14



ANSWER CHOICES	RESPONSES	
a place for more people to live.	35.00%	14
a place for more people to work, shop, or run errands.	70.00%	28
a place that includes opportunities to play, recreate, or gather.	70.00%	28
Total Respondents: 40		

Q11 What is your “big idea” or vision for the future of this area? Please limit answers to no more than 50 words.

Answered: 21 Skipped: 33

Q12 Briefly, how would you describe this area and how it enhances or detracts from the community? Please limit answers to no more than 5 words for each entry.

Answered: 29 Skipped: 25

ANSWER CHOICES	RESPONSES	
-	100.00%	29
-	51.72%	15
-	24.14%	7

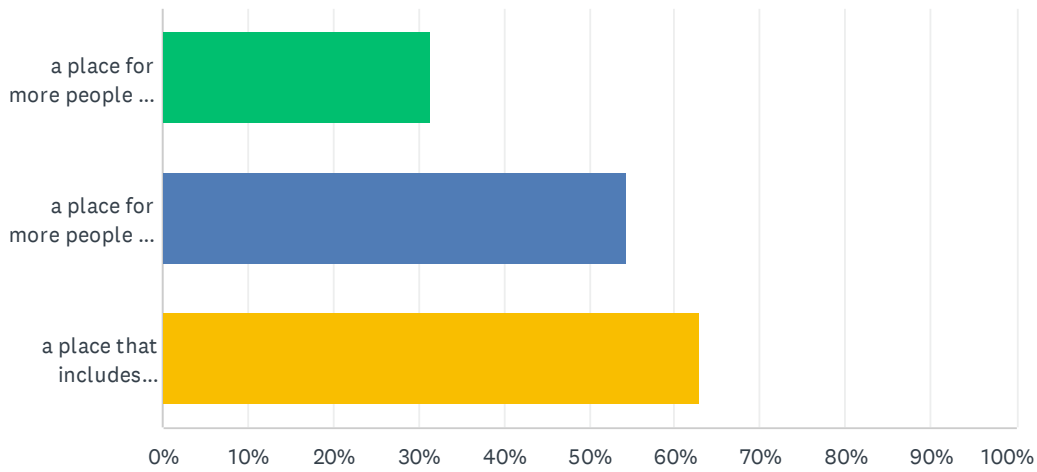
Q13 What, if anything, is special about the buildings, public spaces, natural environment, or community life in this area? Please limit answers to no more than 5 words for each entry.

Answered: 18 Skipped: 36

ANSWER CHOICES	RESPONSES	
-	100.00%	18
-	33.33%	6
-	27.78%	5

Q14 In the future, this area should be... (select all that apply)

Answered: 35 Skipped: 19



ANSWER CHOICES	RESPONSES	
a place for more people to live.	31.43%	11
a place for more people to work, shop, or run errands.	54.29%	19
a place that includes opportunities to play, recreate, or gather.	62.86%	22
Total Respondents: 35		

Q15 What is your “big idea” or vision for the future of this area? Please limit answers to no more than 50 words.

Answered: 17 Skipped: 37

Q16 Considering the three focus areas discussed above, is there any area we missed that should receive special attention in the Plan?

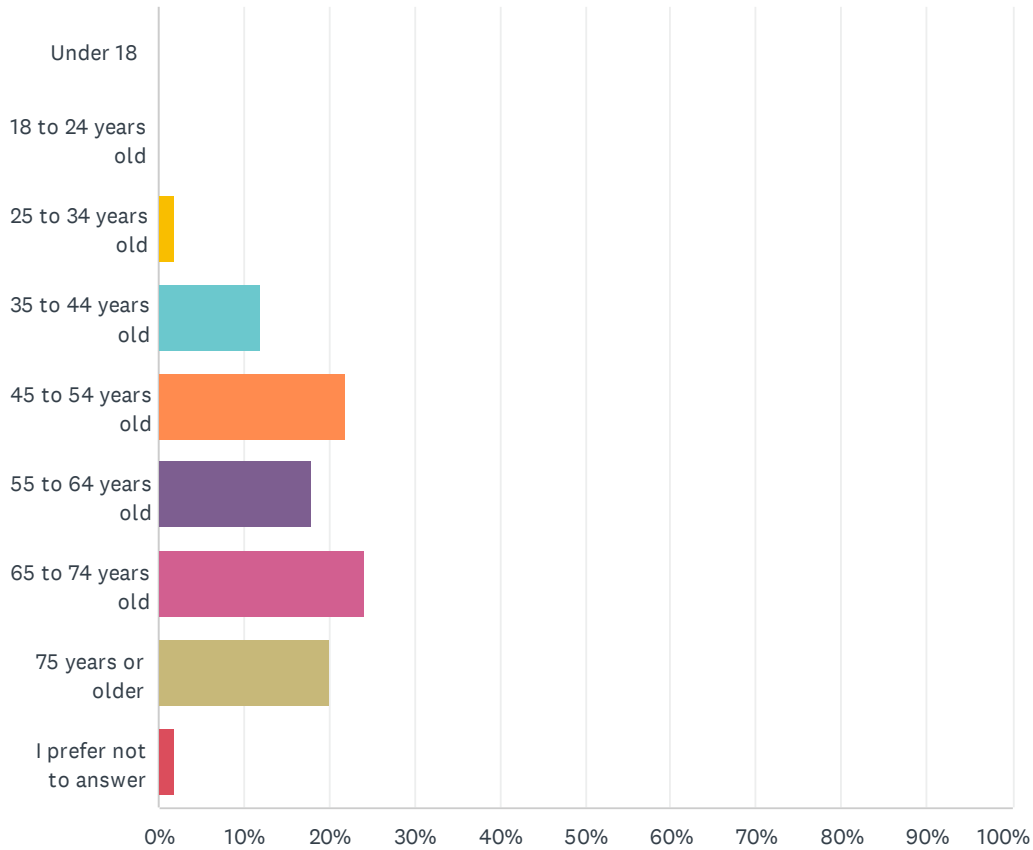
Answered: 25 Skipped: 29

Q17 What is your home zip code?

Answered: 49 Skipped: 5

Q18 What is your age group?

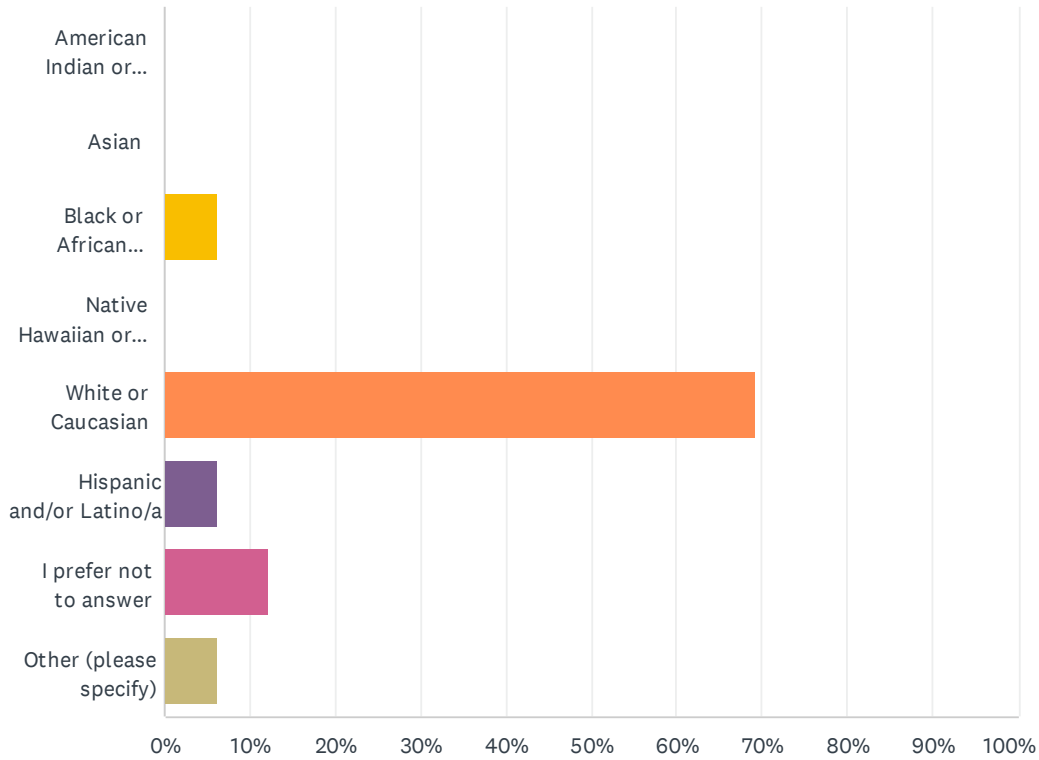
Answered: 50 Skipped: 4



ANSWER CHOICES	RESPONSES
Under 18	0.00% 0
18 to 24 years old	0.00% 0
25 to 34 years old	2.00% 1
35 to 44 years old	12.00% 6
45 to 54 years old	22.00% 11
55 to 64 years old	18.00% 9
65 to 74 years old	24.00% 12
75 years or older	20.00% 10
I prefer not to answer	2.00% 1
TOTAL	50

Q19 What race/ethnicity do you identify with?

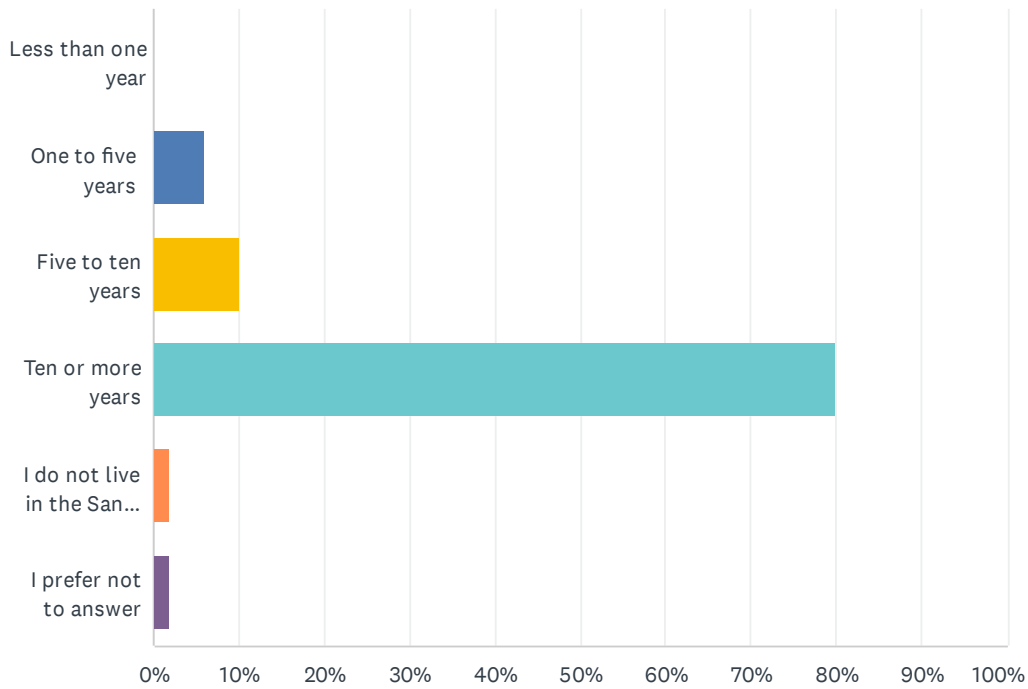
Answered: 49 Skipped: 5



ANSWER CHOICES	RESPONSES
American Indian or Alaska Native	0.00% 0
Asian	0.00% 0
Black or African American	6.12% 3
Native Hawaiian or Pacific Islander	0.00% 0
White or Caucasian	69.39% 34
Hispanic and/or Latino/a	6.12% 3
I prefer not to answer	12.24% 6
Other (please specify)	6.12% 3
TOTAL	49

Q20 How long have you lived in the San Antonio region?

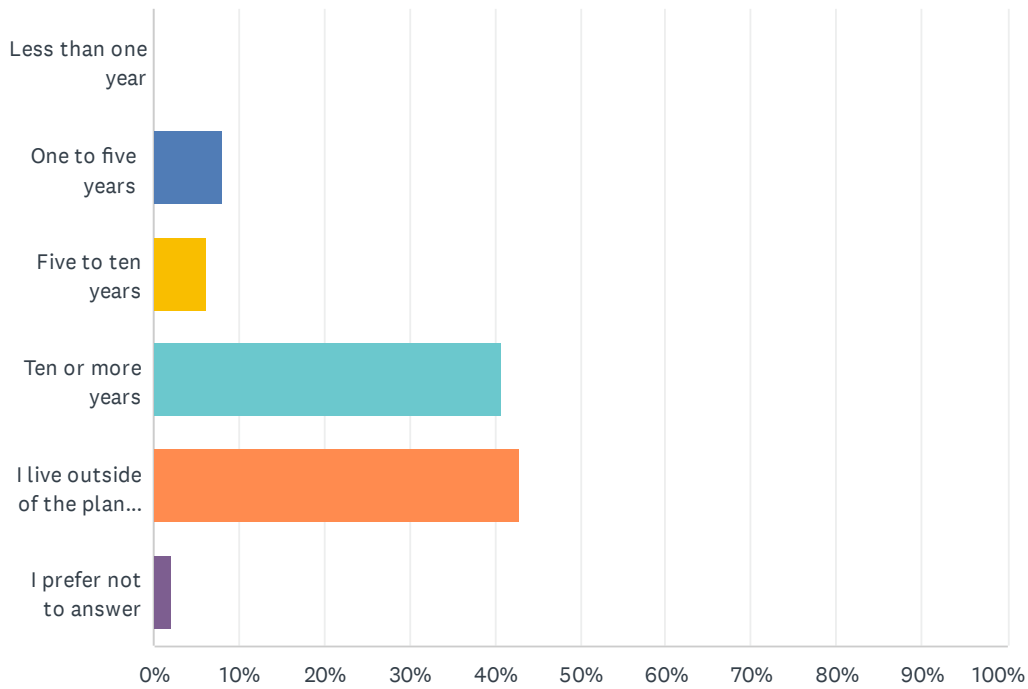
Answered: 50 Skipped: 4



ANSWER CHOICES	RESPONSES	
Less than one year	0.00%	0
One to five years	6.00%	3
Five to ten years	10.00%	5
Ten or more years	80.00%	40
I do not live in the San Antonio region	2.00%	1
I prefer not to answer	2.00%	1
TOTAL		50

Q21 Do you live or own property in the plan area? If so, for how long?

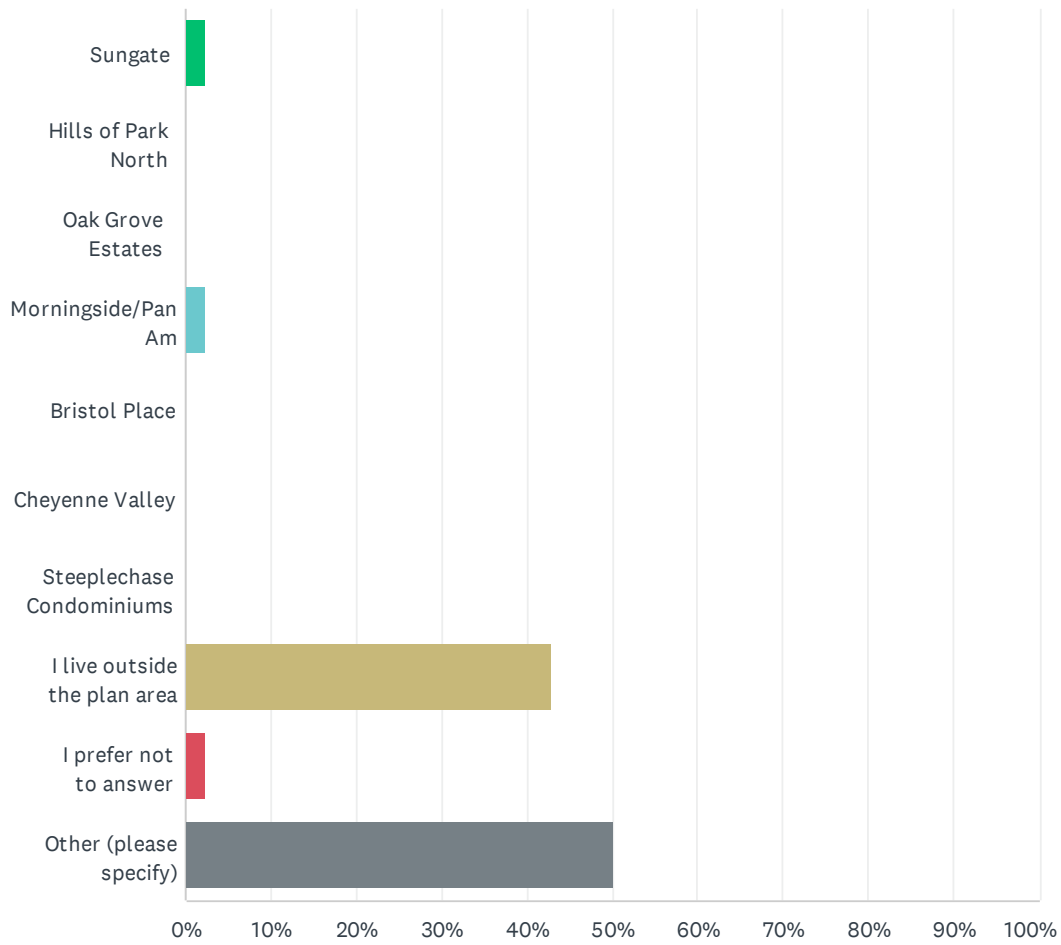
Answered: 49 Skipped: 5



ANSWER CHOICES	RESPONSES	
Less than one year	0.00%	0
One to five years	8.16%	4
Five to ten years	6.12%	3
Ten or more years	40.82%	20
I live outside of the plan area	42.86%	21
I prefer not to answer	2.04%	1
TOTAL		49

Q22 If you live or own property in the Plan area, in which neighborhood?

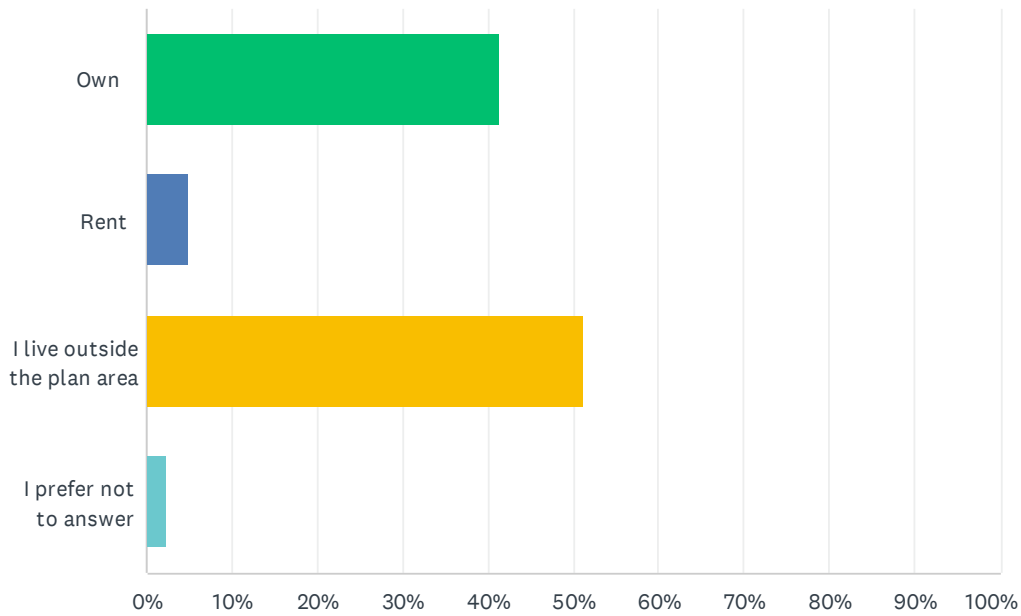
Answered: 42 Skipped: 12



ANSWER CHOICES	RESPONSES	
Sungate	2.38%	1
Hills of Park North	0.00%	0
Oak Grove Estates	0.00%	0
Morningside/Pan Am	2.38%	1
Bristol Place	0.00%	0
Cheyenne Valley	0.00%	0
Steeplechase Condominiums	0.00%	0
I live outside the plan area	42.86%	18
I prefer not to answer	2.38%	1
Other (please specify)	50.00%	21
TOTAL		42

Q23 If you live in the Plan area, do you own or rent your home?

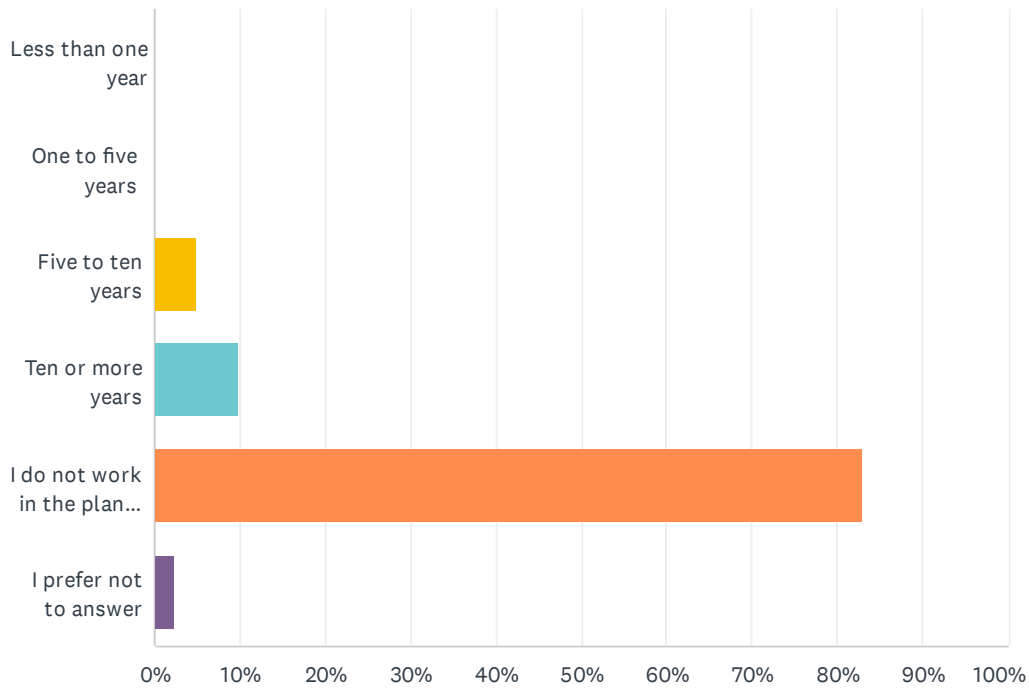
Answered: 41 Skipped: 13



ANSWER CHOICES	RESPONSES	
Own	41.46%	17
Rent	4.88%	2
I live outside the plan area	51.22%	21
I prefer not to answer	2.44%	1
TOTAL		41

Q24 Do you work in the Plan area? If so, for how long?

Answered: 41 Skipped: 13



ANSWER CHOICES	RESPONSES	
Less than one year	0.00%	0
One to five years	0.00%	0
Five to ten years	4.88%	2
Ten or more years	9.76%	4
I do not work in the plan area	82.93%	34
I prefer not to answer	2.44%	1
TOTAL		41

**Q25 Is there anything else we should know as we learn about the area?
Please leave any additional comments below and limit your response to no more than 250 words.**

Answered: 23 Skipped: 31

Q26 Please provide your email address to receive meeting announcements, future questionnaires, and updates on the progress of the Plan.

Answered: 33 Skipped: 21