



SA



TOMORROW

Demographic and Employment Overview
(Stone Oak)

Population and Housing

Total Population (2021) | **68,048**

Total Households (2021) | **24,438**



Average Household Size

2.77 persons

2.69 - City of San Antonio Average



Median Age

37.1 years

34.5 years - City of San Antonio Average



Average Household Income

\$118,045

67% higher than City of San Antonio



Race and Ethnicity

36% Hispanic-origin



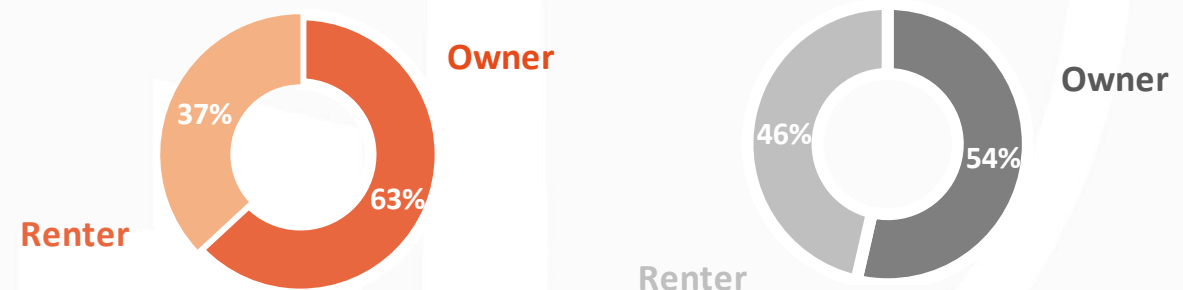
Annual Population Growth | 2010-2021



Annual Household Growth | 2010-2021



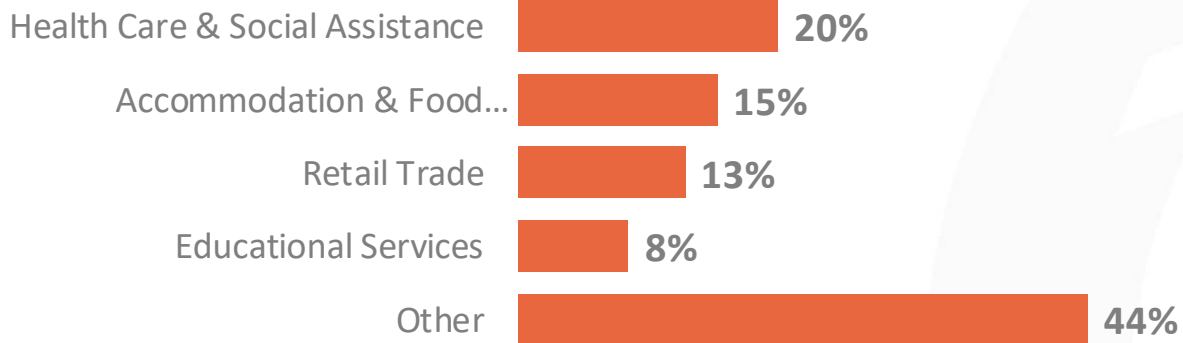
Housing Tenure



Employment

Total Employment (2021) | **35,800**

Largest Employment Sectors **Health Care & Accommodations**



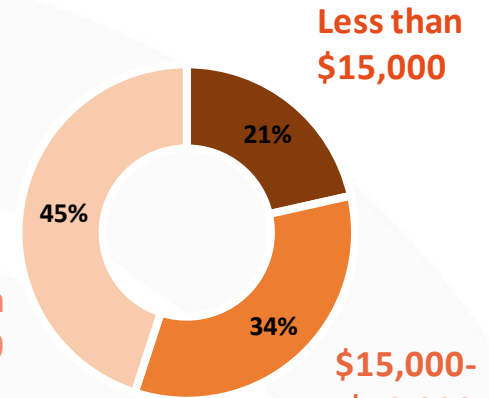
Largest Employers **Methodist Healthcare System** **Baptist Health System** **Marathon Petroleum Corp.** **H-E-B Foods**

Wage Distribution (2019)



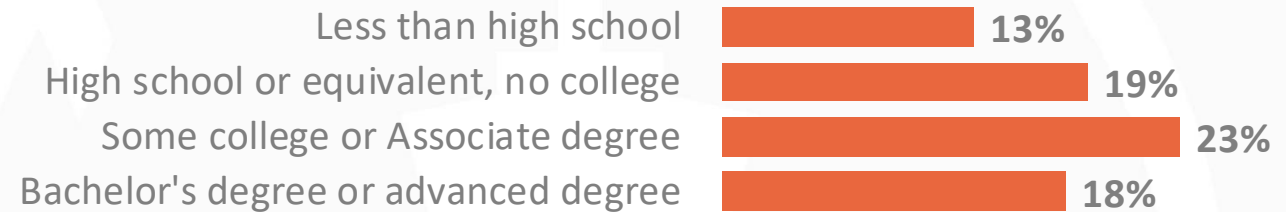
47% earn more than \$40,000 annually

Greater than \$40,000



Education (2019)

41% of workers have some college or higher



Commuting Patterns (2019)

9% of workers live in the center

